




Perfect 10 Sampler - Week 2



MAKE TWO BUTTERED PECAN BLOCKS PAGE 12

MAKE ONE COCONUT BLOCK PAGE 16



CUTTING INSTRUCTIONS:

Two Layer Cake squares (2 - 10" squares)

Buttered Pecan Blocks From each 10" square cut:
2 (A)
2 (B)

Background

4 (C)
4 (D)
4 (E)

CUTTING INSTRUCTIONS:

One Layer Cake square (1 - 10" square)

Coconut Block From the 10" square cut:
2 (A)
8 (B)
1 (C)

Background

2 (D)
4 (E)

Complete block cutting and instructions can be found in the Perfect 10 Quilts Book by It's Sew Emma.

We recommend using the Creative Grids Perfect 10 Ruler.

